


## RIMBEY CHRISTIAN SCHOOL SOCIETY



Box 90 \* Rimbey, Alberta \* T0C 2J0  
Phone 403-843-4790 \* Fax 403-843-3904  
Email: [office@rimbeychristianschool.com](mailto:office@rimbeychristianschool.com)

**(A: 9254)**

### **Annual Education Results Report (AERR) 2020-21.**

Prepared by Paul Payson and Angela Ward  
In consultation with  
Rimbey Christian School Board, Staff and Committee Members.

---

*RIMBEY CHRISTIAN SCHOOL –ACCOUNTABILITY STATEMENT*

---

**Accountability Statement for the Annual Education Results Report**

The Annual Education Results Report for Rimbey Christian School for the 2020/2021 school year was prepared under the direction of the Board in accordance with the responsibilities under the *Education Act* and the *Fiscal Planning and Transparency Act*. The Board is committed to using the results in this report, to the best of its abilities, to improve outcomes for students and to ensure that all students in the school authority can acquire the knowledge, skills and attitudes they need to be successful and contributing members of society. This Annual Education Results Report for 2020/2021 was approved by the Board on November 29, 2021.

Riley Hickey,

Chairperson

*(Original Signed Copy in School Office)*

**Whistleblower Protection**

*In keeping with the Public Disclosure Act (2013) Rimbey Christian School is pleased to report that we have had no disclosures in 2020-21. For more information on this legislation, see [www.yourvoiceprotected.ca](http://www.yourvoiceprotected.ca)*

---

## Annual Educational Results and Review for 2020 -2021

---

### *RIMBEY CHRISTIAN SCHOOL -LOCAL & SOCIETAL CONTEXT*

---

The vision for Rimbey Christian School became a reality in 1986 when the school opened its doors to 14 students in Grades 1-5 and 11 students in Kindergarten into two portable classrooms. The first permanent building, constructed in 1989, had six classrooms, a staff room, and an office. In 1995, the library, kitchen, two classrooms and a resource room were added. Now, during the fall of 2021 the new gym facility awaits final inspection. A dream of the Rimbey Christian School's constituency is now ready to be used to its fullest. The new ice rink constructed from constituents, local businesses, and an Alberta Community Based Funding Grant is actively enjoyed by students and community members. RCS provides quality facilities for the whole Rimbey community. Covid-19 created new challenges for Albertans. Rimbey Christian School teachers, students, and families met these challenges and continued to press on during the 2020 -2021 school year. The blessing of teachers staying healthy without needing to go into quarantine is seen as a miracle. Students and families adjusting to the health restrictions that changed throughout the year is another testimony of commitment and care of this RCS community.

In September 2020, Rimbey Christian School offered 56 students a Kindergarten to Grade 9 quality education program. Forty of these students attended in person, and 16 attended the Home Education program. Kindergarten had five students; the primary grades had 18 students; intermediate grades 24; and the junior high had 9 students. These families represent an interdenominational Christian group with families representing a wide range of the area's churches.

The 2020 – 2021 school year began with a re-entry plan for students, parents, and teachers. After being quarantined from March 2020-June 2020 students, parents, and teachers needed to make difficult decisions. All wanted to be able to attend school again in person, but health restrictions from employers, and the unknown created mixed reactions. The Home Education component of RCS reached their maximum allotted enrollment. Many expected student returns did not happen, as parents opted to use the Home Education option. Kindergarten classes across Alberta took an approximately 22% decline. To have only 40 students in person had both positive and negative effects. The grade 1 – 2 classroom had less than 10 students, and it allowed for more individualized support. With Mr. Payson and Ms. Ward sharing the principal role, a new teacher could be hired to allow for a two grade split, instead of three grades per teacher. Classrooms were limited to 15 students to allow for better spacing in classrooms and possible new social distancing guidelines. The negative was that students were not able to have a variety of teachers, and spaces for mixed use did not allow changes for students. Teachers were required to stay with their cohort, which meant teachers did not have any prep or break time during the week. Although happy to be back to in-person learning, it was also stressful as students returned without a solid full year in their previous grade. The anxiety of the lockdown in March of 2020 had some students being unable to return without continued stress. Teachers realized early

---

that their classrooms will filled with more diversity of skills and knowledge than ever before. Teachers wondered how they would “catch’ kids up.

By the spring of 2021, Rimbey Christian School, realized that they were experiencing what many teachers across Alberta were not. RCS teachers did not have to isolate or quarantine even once, so students had consistency in the classroom. Teachers were not being replaced by substitute teachers, nor were they having to teach online. Yet the worry of being a close contact or becoming ill themselves always loomed in the background, causing its own kind of stress. Students missed school when a family member had been in close contact, or had cases in their home. This was difficult for all, but still not what most schools were facing.

Administration also had blessings and challenges. This impacted student learning as both administrators were full time teachers. The blessings included the facility expansions and improvements. The ice rink and new sledding area provided students with quality outside experiences. The parent committees continued to function and provide support for RCS. The board was available to help with not only an online Monitoring Policy Review from Alberta Ed, but also were willing to strategize for the Education Plan (also a new format). If it hadn’t been for the Administrative Secretary and Business Manager keeping the new principals informed and organized, it would have been an even harder year. Indeed, RCS is well loved.

This year’s educational results must be viewed through a very unusual context. Teachers, administrators, support staff, parents, students, and constituents were making decisions that had previously never needed to be made. Anxiety was shared in different degrees, yet Rimbey Christian School was blessed to be a consistent and always available space, with the same teachers and supports. RCS believe that they provided an education that was a blessing to all. We believe this to be a direct blessing from God. This insight suggests that education results for the next couple of years need to be closely monitored, to be sure that all students at RCS continue to receive the support and opportunities needed for their educational success.

---

*RIMBEY CHRISTIAN SCHOOL –OVERALL SUMMARY DATA*

---

This Annual Education Results Report (AERR) for 2020 -2021 provides results that have been obtained from implementing the RCS School Board’s plans and actions to meet the responsibilities of the four following assurance domains: Student Growth and Achievement; Teaching and Leading; Learning Supports; Governance. Parents, students and teachers are surveyed by Alberta Education to gather data from these four domains. After analyzing the results RCS administration reports these findings to their community, identifying both successes and challenges. This AERR will help refine the Rimbey Christian School Education Plan by making plans for what needs to be done, setting priorities, and methods to measure the board’s plans and actions to provide a quality Christian education. <http://www.rimbeychristianschool.com/policy--plans--reports.html>

**Spring 2021 Required Alberta Education Assurance Measures - Overall Summary**

Assurance Domain	Measure	The Rimbey Christian Sch. Soc.			Alberta			Measure Evaluation		
		Current Result	Prev Year Result	Prev 3 Year Average	Current Result	Prev Year Result	Prev 3 Year Average	Achievement	Improvement	Overall
Student Growth and Achievement	Student Learning Engagement	85.4	n/a	n/a	85.6	n/a	n/a	n/a	n/a	n/a
	Citizenship	92.7	91.6	91.7	83.2	83.3	83.0	n/a	n/a	n/a
	PAT: Acceptable	n/a	n/a	66.7	n/a	n/a	73.7	n/a	n/a	n/a
	PAT: Excellence	n/a	n/a	2.8	n/a	n/a	20.3	n/a	n/a	n/a
Teaching & Leading	Education Quality	93.3	99.0	97.0	89.6	90.3	90.2	n/a	n/a	n/a
Learning Supports	Welcoming, Caring, Respectful and Safe Learning Environments (WCRSLE)	96.1	n/a	n/a	87.8	n/a	n/a	n/a	n/a	n/a
	Access to Supports and Services	92.9	n/a	n/a	82.6	n/a	n/a	n/a	n/a	n/a
Governance	Parental Involvement	100.0	100.0	100.0	79.5	81.8	81.4	n/a	n/a	n/a

Notes:

1. Data values have been suppressed where the number of respondents/students is fewer than 6. Suppression is marked with an asterisk (\*).
2. The 2020/21 administration of the AEA survey was a pilot. The Citizenship measure was adjusted to reflect the introduction of the new AEA survey measures. In addition, participation in the survey was impacted by the COVID-19 pandemic. Evaluations have not been calculated as 2020/21 survey results are not comparable with other years.
3. The "N/A" placeholder for the "Current Result" for PAT and Diploma Exam measures are included until results can be updated in the Fall.

*Overall the results for the 2020-2021 School year are **excellent and on target**. The report will break down the four domains and share the data that supports these results. Rimbey Christian School has set their goals to be above the Alberta average or at least meeting the provincial average. This table gives a summary of required Alberta Education Assurance Measures comparing Rimbey Christian School to Alberta's average.*

*RIMBEY CHRISTIAN SCHOOL – STUDENT GROWTH AND ACHIEVEMENT DOMAIN RESULTS*

**Student Learning Engagement – Measure Details**

The percentage of teachers, parents and students who agree that students are engaged in their learning at school.

	Rimby Christian School										Province													
	2017		2018		2019		2020		2021		Measure Evaluation			2017		2018		2019		2020		2021		
	N	%	N	%	N	%	N	%	N	%	Achievement	Improvement	Overall	N	%	N	%	N	%	N	%	N	%	
Overall	n/a	n/a	n/a	n/a	n/a	n/a	n/a	n/a	n/a	38	85.4	n/a	n/a	n/a	n/a	n/a	n/a	n/a	n/a	n/a	n/a	n/a	230,956	85.6
Parent	n/a	n/a	n/a	n/a	n/a	n/a	n/a	n/a	n/a	14	100.0	n/a	n/a	n/a	n/a	n/a	n/a	n/a	n/a	n/a	n/a	n/a	30,994	89.0
Student	n/a	n/a	n/a	n/a	n/a	n/a	n/a	n/a	n/a	24	70.7	n/a	n/a	n/a	n/a	n/a	n/a	n/a	n/a	n/a	n/a	n/a	169,789	71.8
Teacher	n/a	n/a	n/a	n/a	n/a	n/a	n/a	n/a	n/a	5	*	n/a	n/a	n/a	n/a	n/a	n/a	n/a	n/a	n/a	n/a	n/a	30,173	96.0

1. Data values have been suppressed where the number of respondents/students is fewer than 6. Suppression is marked with an asterisk (\*).
2. Student participation in the survey was impacted between 2014 and 2017 due to the number of students responding through the OurSCHOOL/TTFM (Tell Them From Me) survey tool.
3. The AEA survey was introduced as a pilot in 2020/21, when participation was also impacted by the COVID-19 pandemic. Caution should be used when interpreting trends over time.

**Citizenship – Measure Details**

Percentage of teachers, parents and students who are satisfied that students model the characteristics of active citizenship.

	Rimby Christian School										Province												
	2017		2018		2019		2020		2021		Measure Evaluation			2017		2018		2019		2020		2021	
	N	%	N	%	N	%	N	%	N	%	Achievement	Improvement	Overall	N	%	N	%	N	%	N	%	N	%
Overall	38	85.7	30	83.6	7	100.0	36	91.6	38	92.7	n/a	n/a	n/a	299,972	83.7	253,727	83.0	265,614	82.9	264,413	83.3	230,843	83.2
Parent	11	98.2	8	100.0	7	100.0	17	100.0	14	100.0	n/a	n/a	n/a	32,863	82.7	35,482	81.7	35,247	81.9	36,891	82.4	30,905	81.4
Student	27	73.2	22	67.3	n/a	n/a	19	83.2	24	85.5	n/a	n/a	n/a	235,647	74.4	185,623	73.9	197,090	73.5	193,577	73.8	169,741	74.1
Teacher	5	*	5	*	n/a	n/a	5	*	5	*	n/a	n/a	n/a	31,462	94.0	32,622	93.4	33,277	93.2	33,945	93.6	30,197	94.1

**PAT: Acceptable and Excellence – Measure Details**

Participation in the Provincial Achievement Tests and Diploma Examinations was impacted by the COVID-19 pandemic in 2020. PAT tests were not administered in 2020 -2021 school year.

- **Strengths**

- **Student Learning Engagement** RCS parents agree 100% that literacy and numeracy skills taught at school are useful and their child is learning what they need to know. Students in grades 7-9 reported the believed Math (71%) and Language Arts (86%) were useful to them.
- 86% of students in grades 7-9 found both Science and Social Studies interesting.
- **Citizenship** scores continue to increase. These compiled scores are 3 year rolling averages. Since the 2017-2019 average of 89.8%, it has increased to 95.8% for the 2019-2021 average. Students at RCS are 82.3% satisfied that students model the characteristics of active citizenship at RCS. This is about 10% higher than the provincial average of 73.7%
- Surveyed students in grades 7-9 indicated there was an increase from the previous year in relation to students respecting each other. In 2020 it went from 67% in agreement up to 86% in 2021.

- **Concerns**

- Students in grades 4-6 were surveyed if they liked learning language arts and math. Their results were 65% agreed they did like them. Math was 24% "No", with 12% "Unsure". Language Arts was split between 18% "No", 18% "Unsure".
- Surveyed students in grades 7-9 indicated there was a decline from the previous year in relation to being encouraged to get involved in activities that help people in their community. In 2020 it went from 100% in agreement down to 86% in 2021.

- **Conclusions**

- Covid-19 health restrictions may explain why there was a significant decline in being encouraged to get involved in activities that help people in their community, as group community work could not be scheduled as it regularly is in the junior high classroom.
- Students have not had PAT tests for two years. This is understandable considering the circumstances. However, to compile class data also has limitations at this time. Teachers used A-Z, Read Theory, IXL, and released PAT questions to individualize instruction. Students in grades 1-3 were impacted by Covid-19, creating gaps in literacy and numeracy learning.
- It might be worth studying more into how to engage the students in grades 4-6 Math and Language Arts. Was it the fact that from March –June 2020 that students were quarantined and online classes were difficult? Could it be that the methods or texts need to be revisited? Was it that the question that students can understand?

*RIMBEY CHRISTIAN SCHOOL –TEACHING AND LEADING RESULTS*

**Education Quality – Measure Details**

Percentage of teachers, parents and students satisfied with the overall quality of basic education.																							
	Rimby Christian School										Measure Evaluation			Province									
	2017		2018		2019		2020		2021		Achievement	Improvement	Overall	2017		2018		2019		2020		2021	
	N	%	N	%	N	%	N	%	N	%				N	%	N	%	N	%	N	%	N	%
Overall	38	86.9	30	94.3	7	97.6	36	99.0	38	93.3	n/a	n/a	n/a	300,253	90.1	254,026	90.0	265,841	90.2	264,623	90.3	230,814	89.6
Parent	11	83.3	8	100.0	7	97.6	17	99.0	14	97.6	n/a	n/a	n/a	32,880	86.4	35,499	86.0	35,262	86.4	36,907	86.7	31,024	86.7
Student	27	90.4	22	88.6	n/a	n/a	19	99.1	24	89.0	n/a	n/a	n/a	235,901	88.1	185,888	88.2	197,282	88.1	193,763	87.8	169,589	86.3
Teacher	5	*	5	*	n/a	n/a	5	*	5	*	n/a	n/a	n/a	31,472	95.9	32,639	95.8	33,297	96.1	33,953	96.4	30,201	95.7

Notes:

- **Strengths**
  - Students in grades 4-9 reported that their teachers were very good 100% of the time. T
  - The grades 7-9 students agreed 100% of the time that their school was very good (43%) or good (57%).
- **Concerns**
  - Survey results of parents of students in grades 4-6 were mixed in agreement that their child finds school work challenging enough for them. In the 2020 school year 57% strongly agreed, with 43% agreeing. Yet in 2021 only 11% strongly agreed, 78% agreed, but 11% disagreed.
  - Surveyed students in grades 7-9 also reported a decline from 2020 to 2021 in how they felt about clarity of expected work, and what is taught at school is challenging and useful. 29% had felt school work was not challenging or useful.
- **Conclusions**
  - **Teach and Leading** results are above the provincial average but **significantly declined** from the previous two years of RCS results. It might be important to follow up with students to find out what was at the root of their concern. Covid-19 health restrictions did not allow teachers to mix between classes or have any time for prep or down time throughout the year. With student absences teachers needed to both motivate students to catch up on work, and teach others that could move on in their studies. This could have impacted the overall quality of learning that students generally enjoy at RCS. It is important to see if this is a trend or a one-off year.



*RIMBEY CHRISTIAN SCHOOL –TEACHING AND LEADING RESULTS*

**Parental Involvement – Measure Details**

Percentage of teachers and parents satisfied with parental involvement in decisions about their child's education.																							
	Rimby Christian School										Province												
	2017		2018		2019		2020		2021		Measure Evaluation			2017		2018		2019		2020		2021	
	N	%	N	%	N	%	N	%	N	%	Achievement	Improvement	Overall	N	%	N	%	N	%	N	%	N	%
Overall	11	89.1	8	100.0	7	100.0	17	100.0	14	100.0	n/a	n/a	n/a	63,905	81.2	67,509	81.2	68,116	81.3	70,377	81.8	60,919	79.5
Parent	11	89.1	8	100.0	7	100.0	17	100.0	14	100.0	n/a	n/a	n/a	32,505	73.9	34,998	73.4	34,944	73.6	36,556	73.9	30,886	72.2
Teacher	5	*	5	*	n/a	n/a	5	*	5	*	n/a	n/a	n/a	31,400	88.5	32,511	88.9	33,172	89.0	33,821	89.6	30,033	86.8

- Notes:
1. Data values have been suppressed where the number of respondents/students is fewer than 6. Suppression is marked with an asterisk (\*).
  2. The AEA survey was introduced as a pilot in 2020/21, when participation was also impacted by the COVID-19 pandemic. Caution should be used when interpreting trends over time.

- **Strengths**
  - Parents. Their support is unwavering, and they are involved.
  - Rimby Christian School has an active core of committed parents, that are ready to help in every way.

*RIMBEY CHRISTIAN SCHOOL –LEARNING SUPPORTS*

**Welcoming, Caring, Respectful and Safe Learning Environments – Measure Details**

The percentage of teachers, parents and students who agree that their learning environments are welcoming, caring, respectful and safe.

	Rimby Christian School										Province													
	2017		2018		2019		2020		2021		Measure Evaluation			2017		2018		2019		2020		2021		
	N	%	N	%	N	%	N	%	N	%	Achievement	Improvement	Overall	N	%	N	%	N	%	N	%	N	%	
Overall	n/a	n/a	n/a	n/a	n/a	n/a	n/a	n/a	n/a	38	96.1	n/a	n/a	n/a	n/a	n/a	n/a	n/a	n/a	n/a	n/a	n/a	231,091	87.8
Parent	n/a	n/a	n/a	n/a	n/a	n/a	n/a	n/a	n/a	14	100.0	n/a	n/a	n/a	n/a	n/a	n/a	n/a	n/a	n/a	n/a	n/a	30,980	88.2
Student	n/a	n/a	n/a	n/a	n/a	n/a	n/a	n/a	n/a	24	92.0	n/a	n/a	n/a	n/a	n/a	n/a	n/a	n/a	n/a	n/a	n/a	169,900	79.8
Teacher	n/a	n/a	n/a	n/a	n/a	n/a	n/a	n/a	n/a	5	*	n/a	n/a	n/a	n/a	n/a	n/a	n/a	n/a	n/a	n/a	n/a	30,211	95.3

- Notes:
1. Data values have been suppressed where the number of respondents/students is fewer than 6. Suppression is marked with an asterisk (\*).
  2. The AEA survey was introduced as a pilot in 2020/21, when participation was also impacted by the COVID-19 pandemic. Caution should be used when interpreting trends over time.
  3. Student participation in the survey was impacted between 2014 and 2017 due to the number of students responding through the OurSCHOOL/TTFM (Tell Them From Me) survey tool.

- **Strengths**
  - Parents and students grades 4-9 (there are too few teachers to use their data) concur that RCS is a welcoming, caring, respectful and safe learning environment.
  - RCS is significantly higher than the provincial average for both parents and students.
- **Concerns**
  - Two students (12%) in grade 4-6 reported that they did not feel like they belong. The same percent “don’t know” if their teachers care about them.
- **Conclusions**
  - This is a new measurement, and has other years to compare. It is excellent that all percentages are considered **very high**. Knowing the teacher’s care for their students it is important to their students, this information that two students felt like they didn’t belong or were unsure of their teacher’s care is a concern.
  - The teaching and administration staff has stabilized after a few years of turnover. This has created a more cohesive and less stressful environment.

**Access to Supports & Services – Measure Details**

The percentage of teachers, parents and students who agree that students have access to the appropriate supports and services at school.																							
	Rimbey Christian School										Measure Evaluation			Province									
	2017		2018		2019		2020		2021		Achievement	Improvement	Overall	2017		2018		2019		2020		2021	
	N	%	N	%	N	%	N	%	N	%				N	%	N	%	N	%	N	%	N	%
Overall	n/a	n/a	n/a	n/a	n/a	n/a	n/a	n/a	38	92.9	n/a	n/a	n/a	n/a	n/a	n/a	n/a	n/a	n/a	n/a	230,761	82.6	
Parent	n/a	n/a	n/a	n/a	n/a	n/a	n/a	n/a	14	100.0	n/a	n/a	n/a	n/a	n/a	n/a	n/a	n/a	n/a	n/a	30,936	78.9	
Student	n/a	n/a	n/a	n/a	n/a	n/a	n/a	n/a	24	85.7	n/a	n/a	n/a	n/a	n/a	n/a	n/a	n/a	n/a	n/a	169,631	80.2	
Teacher	n/a	n/a	n/a	n/a	n/a	n/a	n/a	n/a	5	*	n/a	n/a	n/a	n/a	n/a	n/a	n/a	n/a	n/a	n/a	30,194	88.7	

Notes:  
 1. Data values have been suppressed where the number of respondents/students is fewer than 6. Suppression is marked with an asterisk (\*).  
 2. The AEA survey was introduced as a pilot in 2020/21, when participation was also impacted by the COVID-19 pandemic. Caution should be used when interpreting trends over time.  
 Student participation in the survey was impacted between 2014 and 2017 due to the number of students responding through the OurSCHOOL/TTFM (Tell Them From Me) survey tool

- **Strengths**
  - Parents and students grades 4-9 (there are too few teachers to use their data) concur that RCS agree that students have access to appropriate supports and services in school. Overall they are significantly higher than the Alberta average.
- **Concerns**
  - 47% of grade 4-6 students “didn’t know” if the school could help them with problems not related to school to school. 12% said the school could not help them with problems not related to school.
  - 17% of grade 7-9 students “didn’t know” if school could help them with problems not related to school.
- **Conclusions**
  - RCS had committed to employing three Learning Support Assistants, and was able to keep them even though some coded students did not return to RCS in the fall. This created greater access to all students and provided three of the five teachers with extra resources. It was decided that it was a valuable move, and that Learning Support Assistants should be hired for classrooms when feasible, not necessarily by the classroom demographic. Covid-19 Funds helped with this need.
  - Students in grade six were surveyed in the fall of 2021 to ask what they believed would help support students at RCS that had problems not related to school. Their response was mental health/counselors, hotline numbers, and feminine hygiene products made more available. It should be a priority to create a student bulletin board area in an area that students can access without stigma. As well, the girls’ washrooms need to have a system to support student needs. More research might be useful to make more resources available for students.

## 2020-2021 Financial Summary

### Overview

- The 2020-21 Audited Financial statements were approved by the Society in November 2021
- The following table provides a brief summary of your financial results for the past two years:

*The Rimbey Christian School Society has been blessed by the generous donations of the supporters for Christian Education. For this we are truly thankful.*

### Summarized Comparison of Revenue and Expense

	2019/20	2020/21
Revenue (see section below)	\$ 816,970	\$ 976,841
Expenses (see section below)	\$ 641,870	\$ 821,128
Excess of Revenue over expenses for the year	\$ 175,190	\$ 155,713

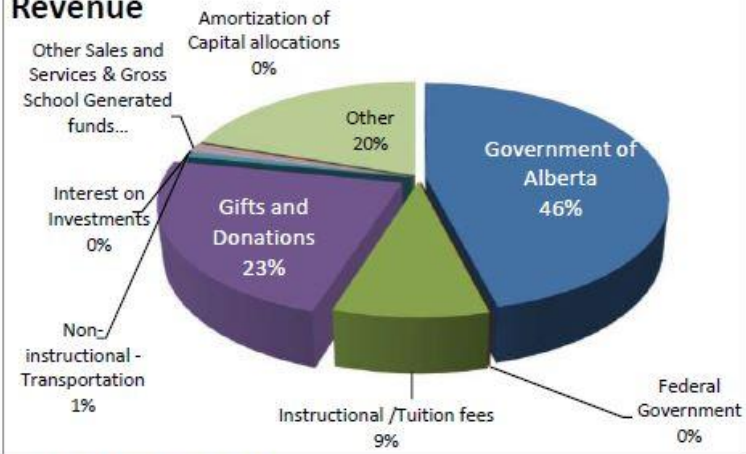
### REVENUE - By Source

Government of Alberta	450,008.00	46%
Federal Government	0.00	0%
Instructional /Tuition fees	85,612.00	9%
Gifts and Donations	227,548.00	23%
Non-instructional -Transportation	6,436.00	1%
Interest on Investments	2,121.00	0%
Other Sales and Services & Gross School Generated funds	6,250.00	1%
Amortization of Capital allocations	5,438.00	1%
Other	193,428.00	20%
	<u>\$ 976,841</u>	<u>100%</u>

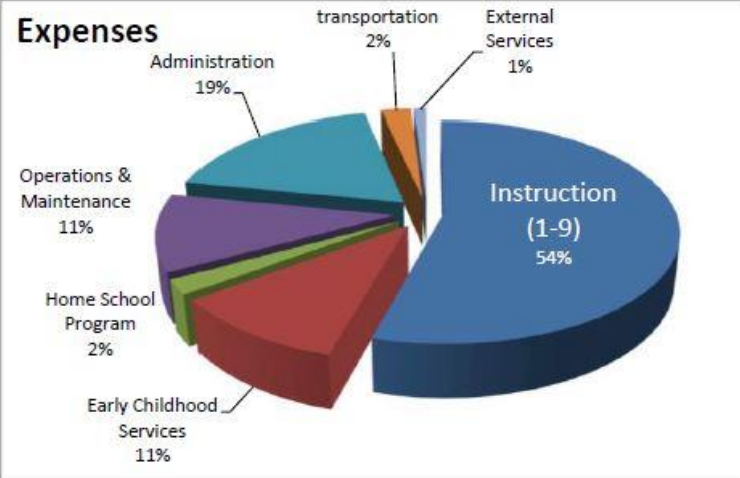
### EXPENSES - By Program

Instruction (1-9)	\$ 445,943	54%
Early Childhood Services	\$ 86,721	11%
Home School Program	\$ 17,257	2%
Operations & Maintenance	\$ 91,594	11%
Administration	\$ 151,451	18%
transportation	\$ 20,024	2%
External Services	\$ 8,138	1%
<b>Total</b>	<u>\$ 821,128</u>	<u>100%</u>

### Revenue



### Expenses



#### For More Information:

Contact Carolyn Vanderhoek, Business Administrator at 1-403-843-4790  
Rimbey Christian School Society

---

*RIMBEY CHRISTIAN SCHOOL –STAKEHOLDER ENGAGEMENT*

---

Rimbey Christian School is an excellent example of a caring community working together for a common goal. That goal is excellent Christian education for each student that enrolls. Parents are the drivers of this community. These stakeholders volunteer on committees that meet on a regular basis: Fundraising, Development, Transportation, Education, Finance, Facilities, Personnel Relations, and the Board. These committees give input to administration and each other to keep in touch with the needs of students and families. New families are encouraged to join a committee to provide skills and provide input into the school program. There is a board member that is a part of each committee. These board members receive information from the administration each month, and relay information back to committees.

The Rimbey Christian School Society meets twice a year for governance and monitoring of the program. The society is regulated by a constitution and members that attend the spring and fall meetings receive reports from all committees and the board. The society is informed of the Education Plan posted in June and the AERR posted in December. The Education Plan and AERR are posted on the website for the public to read and understand. Parents receive a monthly newsletter. Through these newsletters parents are informed of the posting of these reports each December and June. All are encouraged to read and respond to the administration or a board member if they have questions or solutions.

In February, parents of students in grades 4 – 9 are surveyed by Alberta Education for their anonymous responses for data measurement. Students in grades 4 – 9 are also surveyed. Teachers are surveyed as well, but since there are less than six teachers these results are suppressed and not included in the results. In late summer, a document of about 200 pages gives administration data on all questions answered and their percentages. This is where a majority of the information for this AERR comes from.

The Education Committee of RCS is planning on creating some questions to survey parents, students and teachers, to provide more local context and data. Right now there has not been as much Stakeholder engagement as RCS would like. These plans need to be worked on to get more stakeholders involved in this process..

---

*RIMBEY CHRISTIAN SCHOOL –ASSURANCE SYSTEM*

---

Currently, the RCS board is reviewing all school policies. The hope is to have them all reviewed or updated over a two-year period. The committees are also reviewing their terms of reference to update them, and re-align them to the Education plan. The process and format of both the EP and AERR are needing to be addressed as these two reports are new and have been completed without full engagement of all stakeholders. Continuous improvement is a priority for Rimbey Christian School so is evidence-informed decision making. These two beliefs need to be a part of the assurance reporting in the future. Although all decisions are believed to be transparent and based on evidence- informed decision making. This is an area that needs better guidelines and process to be sure that we are meeting our stakeholders trust.

**Commented [djd1]:** Could use new logo if possible.

